



Tensile Testing Insert Application Data Sheet

Customer: _____

Email: _____

Address: _____

Telephone: _____

Contact: _____

Machine Type: (please check appropriate)

Instron Baldwin/Satec Tinius Olsen Forney United Other _____

Machine Capacity: (please check appropriate)

5,000 12,000 20,000 60,000 120,000 200,000

300,000 400,000 600,000 Other _____

Wire Diameter: (please check appropriate)

0-250" 250-500" 500-750" Other _____

Project Description: (please check all appropriate)

Jaws: Flat Vee

TPI: 16 20 25 40

Pattern: Straight Cut Diagonal Cut Diamond Cut

Size: 1" 2"

Gear Rack: Full Partial Waffle None

Inserts: Flat Vee

TPI: 16 20 25 40

Pattern: Straight Cut Diagonal Cut Diamond Cut

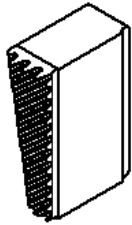
Size: 1" 2"

Holder Size: 1" 2"

982 Southbridge Street Worcester, MA 01610 USA

Tel: +1 508 987 3206 Fax: +1 508 987 1965 E-mail: sales@sjogren.com Website: www.sjogren.com

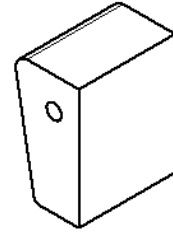
Flat Jaw with Gear Rack




VEE Jaw with Gear Rack



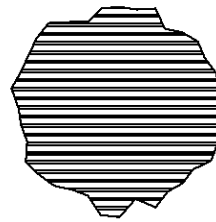
Flat Jaw with No Gear Rack




Diamond Cut Tooth Pattern



Straight Cut Tooth Pattern



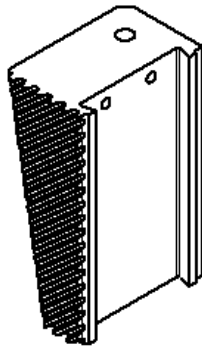
Diagonal Cut Tooth Pattern



Waffle Cut Tooth Pattern



Holder with Gear Rack



Insert

